

# Project CEO 2017

Description:

Date Created: 4/17/2017 9:06:39 AM

Date Range: 4/14/2017 12:00:00 AM - 5/13/2017 11:59:00 PM

Total Respondents: 198

## Q1. What best describes your class status?

Count	Percent		
2	1.01%		Freshman
23	11.62%		Sophomore
55	27.78%		Junior
77	38.89%		Senior
41	20.71%		Graduate/Professional Student
198	Respondents		








## Q2. What is your gender?

Count	Percent		
56	28.28%		Male
140	70.71%		Female
1	0.51%		Transgender
1	0.51%		Self-identify (please specify)
<hr/>			
Count	Percent		
1	100.00%		Genderfluid
0	0.00%		Prefer not to answer
198	Respondents		








## Q3. With what race do you identify?

Count	Percent		
19	9.60%		African American/Black
0	0.00%		American Indian/Alaska Native
60	30.30%		Asian/Pacific Islander
56	28.28%		Caucasian/White
46	23.23%		Hispanic
7	3.54%		Multi-racial/ethnic
10	5.05%		Self-identify (please specify)
<hr/>			
Count	Percent		
1	10.00%		Egyptian
1	10.00%		LATINO
1	10.00%		Middle eastern
5	50.00%		Middle Eastern
1	10.00%		Other
1	10.00%		South Asian
198	Respondents		



Q4. What is the highest level of education completed by your first parent/mother/guardian?

Count	Percent		
23	11.62%		Did not complete high school
62	31.31%		High school/GED
23	11.62%		Associates degree
50	25.25%		Bachelor's degree
23	11.62%		Master's degree
13	6.57%		Doctorate
4	2.02%		Unknown
198	Respondents		

Q5. What is the highest level of education completed by your second parent/ father/guardian?

Count	Percent		
29	14.65%		Did not complete high school
52	26.26%		High school/GED
19	9.60%		Associates degree
58	29.29%		Bachelor's degree
20	10.10%		Master's degree
9	4.55%		Doctorate
11	5.56%		Unknown
198	Respondents		







Q6. This year, have you participated in cocurricular activities at this institution (organizations, campus publications, student government, fraternity or sorority, intercollegiate or intramural sports, or academic groups/honor societies)?

Count	Percent		
191	96.46%		Yes
7	3.54%		No
198	Respondents		






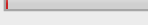




Q7. How many years have you participated in cocurricular activities at this institution?

Count	Percent		
22	11.70%		This year only
65	34.57%		Two years
62	32.98%		Three years
33	17.55%		Four years
6	3.19%		More than four years
188	Respondents		

Q8. In the current year, which of the following best describes your co-curricular involvement (student organizations, campus publications, student government, fraternity or sorority life, intercollegiate or intramural sports, or academic groups/honor societies)?

Count	Percent		
81	43.09%		Very involved in multiple organizations
19	10.11%		Somewhat involved in multiple organizations
52	27.66%		Very involved in a single organization
6	3.19%		Somewhat involved in single organizations
30	15.96%		Very involved in at least one organization/Somewhat involved in others
0	0.00%		Not involved at all
188	Respondents		

Q9. From the list below, mark all of the programs in which you have participated: (Check all that apply)

Count	Respondent %	Response %	
8	4.35%	3.52%	 LeaderShape Institute
61	33.15%	26.87%	 Student Organization Conference
33	17.93%	14.54%	 Ignite
5	2.72%	2.20%	 Flashpoint
2	1.09%	0.88%	 Blaze
4	2.17%	1.76%	 Catalyst
9	4.89%	3.96%	 Women 2 Women
1	0.54%	0.44%	 Black Tech Scholars
2	1.09%	0.88%	 iFit
102	55.43%	44.93%	 None of the above
184	Respondents		
227	Responses		

Q10. About how many hours per week do you spend participating in co-curricular activities (organizations, campus publications, student government, fraternity or sorority, intercollegiate or intramural sports, or academic groups or honor societies)?

Count	Percent		
0	0.00%		Zero
10	5.43%		Less than an hour
62	33.70%		1-5 hours
59	32.07%		6-10 hours
26	14.13%		11-15 hours
15	8.15%		16-20 hours
9	4.89%		21-25 hours
0	0.00%		26-30 hours
3	1.63%		More than 30 hours
184	Respondents		


Q11. Have you been an officer/leader in any cocurricular activities (organizations, campus publications, student government, fraternity or sorority, intercollegiate or intramural sports, or academic groups or honor societies)?

Count	Percent		
178	97.27%		Yes
5	2.73%		No
183	Respondents		



Q12. How many years have you been an officer/leader in any cocurricular activities at this institution?

Count	Percent		
69	38.98%		This year only
73	41.24%		Two years
29	16.38%		Three years
5	2.82%		Four years
1	0.56%		More than four years
177	Respondents		

Q13. Did you participate in an internship or practical experience this year?

Count	Percent		
88	46.56%		Yes
101	53.44%		No
189	Respondents		

Q14. Have you participated in any internships or practical experiences previously?

Count	Percent		
64	72.73%		Yes
24	27.27%		No
88	Respondents		

Q15. Did you work as a student employee on campus this year?

Count	Percent		
91	48.15%		Yes
98	51.85%		No
189	Respondents		

Q16. How many years have you worked as a student employee on campus?

Count	Percent		
33	36.26%		This year only
26	28.57%		Two years
16	17.58%		Three years
13	14.29%		Four years
3	3.30%		More than four years
91	Respondents		

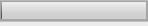





Q17. Did you work as an employee off campus this year?

Count	Percent		
83	43.92%		Yes
106	56.08%		No
189	Respondents		







Q18. How many years have you worked as an employee off campus?

Count	Percent		
23	27.71%		This year only
24	28.92%		Two years
10	12.05%		Three years
8	9.64%		Four years
18	21.69%		More than four years
83	Respondents		







Q19. How would you rate your ability to work in teams?

Count	Percent		
1	0.53%		I have not learned this skill in college
0	0.00%		Beginner - I am just now beginning to acquire this skill
9	4.79%		Developing - I am improving in this area
45	23.94%		Competent - I do this skill pretty well
90	47.87%		Advanced - I am above average at this skill
43	22.87%		Expert - Others look to me to teach them this skill
188	Respondents		

Q20. What experiences at this institution have helped you most to develop the skill of working in teams? (Check all that apply)

Count	Respondent %	Response %	
100	53.48%	23.26%	 My classes (other than internships or practical experiences)
61	32.62%	14.19%	 Internships/practical experiences
172	91.98%	40.00%	 Cocurricular activities (organizations, campus publications, student government, fraternity or sorority, intercollegiate or intramural sports, or academic groups/honor societies)
45	24.06%	10.47%	 My job on campus
49	26.20%	11.40%	 My job off campus (other than internships or practical experiences)
3	1.60%	0.70%	 I have not had the opportunity to develop this skill at this institution
187	Respondents		
430	Responses		

Q21. How would you rate your ability to communicate verbally?

Count	Percent		
2	1.06%		I have not learned this skill in college
0	0.00%		Beginner - I am just now beginning to acquire this skill
12	6.38%		Developing - I am improving in this area
68	36.17%		Competent - I do this skill pretty well
61	32.45%		Advanced - I am above average at this skill
45	23.94%		Expert - Others look to me to teach them this skill
188	Respondents		

Q22. What experiences have helped you most to develop the ability to communicate verbally? (Check all that apply)				
Count	Respondent %	Response %		
126	68.11%	26.03%		My classes (other than internships or practical experiences)
75	40.54%	15.50%		Internships/practical experiences
162	87.57%	33.47%		Cocurricular activities (organizations, campus publications, student government, fraternity or sorority, intercollegiate or intramural sports, or academic groups/honor societies)
63	34.05%	13.02%		My job on campus
55	29.73%	11.36%		My job off campus (other than internships or practical experiences)
3	1.62%	0.62%		I have not had the opportunity to develop this skill at this institution
185	Respondents			
484	Responses			

Q23. How would you rate your ability to make decisions?			
Count	Percent		
0	0.00%		I have not learned this skill in college
2	1.07%		Beginner - I am just now beginning to acquire this skill
22	11.76%		Developing - I am improving in this area
63	33.69%		Competent - I do this skill pretty well
72	38.50%		Advanced - I am above average at this skill
28	14.97%		Expert - Others look to me to teach them this skill
187	Respondents		

Q24. What experiences have helped you most to develop the ability to make decisions? (Check all that apply)				
Count	Respondent %	Response %		
100	53.76%	22.73%		My classes (other than internships or practical experiences)
68	36.56%	15.45%		Internships/practical experiences
152	81.72%	34.55%		Cocurricular activities (organizations, campus publications, student government, fraternity or sorority, intercollegiate or intramural sports, or academic groups/honor societies)
55	29.57%	12.50%		My job on campus
54	29.03%	12.27%		My job off campus (other than internships or practical experiences)
11	5.91%	2.50%		I have not had the opportunity to develop this skill at this institution
186	Respondents			
440	Responses			

Q25. How would you rate your ability to solve problems?			
Count	Percent		
1	0.54%		I have not learned this skill in college
1	0.54%		Beginner - I am just now beginning to acquire this skill
10	5.38%		Developing - I am improving in this area
58	31.18%		Competent - I do this skill pretty well
79	42.47%		Advanced - I am above average at this skill
37	19.89%		Expert - Others look to me to teach them this skill
186	Respondents		

Q26. What experiences have helped you most to develop the ability to solve problems? (Check all that apply)				
Count	Respondent %	Response %		
134	72.43%	27.97%		My classes (other than internships or practical experiences)
73	39.46%	15.24%		Internships/practical experiences
149	80.54%	31.11%		Cocurricular activities (organizations, campus publications, student government, fraternity or sorority, intercollegiate or intramural sports, or academic groups/honor societies)
59	31.89%	12.32%		My job on campus
61	32.97%	12.73%		My job off campus (other than internships or practical experiences)
3	1.62%	0.63%		I have not had the opportunity to develop this skill at this institution
185	Respondents			
479	Responses			

Q27. How would you rate your ability to obtain and process information?			
Count	Percent		
0	0.00%		I have not learned this skill in college
1	0.54%		Beginner - I am just now beginning to acquire this skill
11	5.91%		Developing - I am improving in this area
50	26.88%		Competent - I do this skill pretty well
84	45.16%		Advanced - I am above average at this skill
40	21.51%		Expert - Others look to me to teach them this skill
186	Respondents		

Q28. What experiences have helped you most to develop the ability to obtain and process information? (Check all that apply)				
Count	Respondent %	Response %		
153	82.26%	34.93%		My classes (other than internships or practical experiences)
65	34.95%	14.84%		Internships/practical experiences
116	62.37%	26.48%		Cocurricular activities (organizations, campus publications, student government, fraternity or sorority, intercollegiate or intramural sports, or academic groups/honor societies)
54	29.03%	12.33%		My job on campus
47	25.27%	10.73%		My job off campus (other than internships or practical experiences)
3	1.61%	0.68%		I have not had the opportunity to develop this skill at this institution
186	Respondents			
438	Responses			

Q29. How would you rate your ability to plan, organize, and prioritize work?			
Count	Percent		
1	0.54%		I have not learned this skill in college
2	1.08%		Beginner - I am just now beginning to acquire this skill
16	8.60%		Developing - I am improving in this area
42	22.58%		Competent - I do this skill pretty well
68	36.56%		Advanced - I am above average at this skill
57	30.65%		Expert - Others look to me to teach them this skill
186	Respondents		

Q30. What experiences have helped you most to develop the ability to plan, organize, and prioritize work? (Check all that apply)				
Count	Respondent %	Response %		
136	73.51%	28.75%		My classes (other than internships or practical experiences)
70	37.84%	14.80%		Internships/practical experiences
156	84.32%	32.98%		Cocurricular activities (organizations, campus publications, student government, fraternity or sorority, intercollegiate or intramural sports, or academic groups/honor societies)
54	29.19%	11.42%		My job on campus
53	28.65%	11.21%		My job off campus (other than internships or practical experiences)
4	2.16%	0.85%		I have not had the opportunity to develop this skill at this institution
185	Respondents			
473	Responses			

Q31. How would you rate your ability to analyze quantitative data?			
Count	Percent		
2	1.08%		I have not learned this skill in college
3	1.61%		Beginner - I am just now beginning to acquire this skill
33	17.74%		Developing - I am improving in this area
64	34.41%		Competent - I do this skill pretty well
61	32.80%		Advanced - I am above average at this skill
23	12.37%		Expert - Others look to me to teach them this skill
186	Respondents		

Q32. What experiences have helped you most to develop the ability to analyze quantitative data? (Check all that apply)				
Count	Respondent %	Response %		
152	82.61%	48.10%		My classes (other than internships or practical experiences)
59	32.07%	18.67%		Internships/practical experiences
43	23.37%	13.61%		Cocurricular activities (organizations, campus publications, student government, fraternity or sorority, intercollegiate or intramural sports, or academic groups/honor societies)
40	21.74%	12.66%		My job on campus
19	10.33%	6.01%		My job off campus (other than internships or practical experiences)
3	1.63%	0.95%		I have not had the opportunity to develop this skill at this institution
184	Respondents			
316	Responses			

Q33. How would you rate your knowledge related to your future career?			
Count	Percent		
0	0.00%		I have not learned this skill in college
3	1.61%		Beginner - I am just now beginning to acquire this skill
36	19.35%		Developing - I am improving in this area
60	32.26%		Competent - I do this skill pretty well
65	34.95%		Advanced - I am above average at this skill
22	11.83%		Expert - Others look to me to teach them this skill
186	Respondents		



Q34. What experiences have helped you most to develop knowledge related to your future career? (Check all that apply)				
Count	Respondent %	Response %		
134	72.43%	35.54%		My classes (other than internships or practical experiences)
70	37.84%	18.57%		Internships/practical experiences
99	53.51%	26.26%		Cocurricular activities (organizations, campus publications, student government, fraternity or sorority, intercollegiate or intramural sports, or academic groups/honor societies)
33	17.84%	8.75%		My job on campus
37	20.00%	9.81%		My job off campus (other than internships or practical experiences)
4	2.16%	1.06%		I have not had the opportunity to develop this skill at this institution
185	Respondents			
377	Responses			

Q35. How would you rate your proficiency with computer software programs?			
Count	Percent		
6	3.24%		I have not learned this skill in college
12	6.49%		Beginner - I am just now beginning to acquire this skill
45	24.32%		Developing - I am improving in this area
67	36.22%		Competent - I do this skill pretty well
36	19.46%		Advanced - I am above average at this skill
19	10.27%		Expert - Others look to me to teach them this skill
185	Respondents		

Q36. What experiences have helped you most to develop proficiency with computer software programs? (Check all that apply)				
Count	Respondent %	Response %		
120	67.04%	41.24%		My classes (other than internships or practical experiences)
48	26.82%	16.49%		Internships/practical experiences
36	20.11%	12.37%		Cocurricular activities (organizations, campus publications, student government, fraternity or sorority, intercollegiate or intramural sports, or academic groups/honor societies)
42	23.46%	14.43%		My job on campus
24	13.41%	8.25%		My job off campus (other than internships or practical experiences)
21	11.73%	7.22%		I have not had the opportunity to develop this skill at this institution
179	Respondents			
291	Responses			

Q37. How would you rate your ability to create and/or edit written reports?			
Count	Percent		
2	1.09%		I have not learned this skill in college
3	1.63%		Beginner - I am just now beginning to acquire this skill
28	15.22%		Developing - I am improving in this area
67	36.41%		Competent - I do this skill pretty well
57	30.98%		Advanced - I am above average at this skill
27	14.67%		Expert - Others look to me to teach them this skill
184	Respondents		

**Q38. What experiences have helped you most to develop the ability to create and/or edit written reports? (Check all that apply)**

Count	Respondent %	Response %		
149	81.87%	44.61%		My classes (other than internships or practical experiences)
57	31.32%	17.07%		Internships/practical experiences
68	37.36%	20.36%		Cocurricular activities (organizations, campus publications, student government, fraternity or sorority, intercollegiate or intramural sports, or academic groups/honor societies)
39	21.43%	11.68%		My job on campus
17	9.34%	5.09%		My job off campus (other than internships or practical experiences)
4	2.20%	1.20%		I have not had the opportunity to develop this skill at this institution
182	Respondents			
334	Responses			

**Q39. How would you rate your ability to influence, achieve buy in from, or sell to others?**

Count	Percent		
26	14.21%		I have not learned this skill in college
9	4.92%		Beginner - I am just now beginning to acquire this skill
48	26.23%		Developing - I am improving in this area
54	29.51%		Competent - I do this skill pretty well
35	19.13%		Advanced - I am above average at this skill
11	6.01%		Expert - Others look to me to teach them this skill
183	Respondents		

**Q40. What experiences have helped you most to develop the ability to influence, achieve, buy in from, or sell to others? (Check all that apply)**

Count	Respondent %	Response %		
47	29.94%	18.29%		My classes (other than internships or practical experiences)
39	24.84%	15.18%		Internships/practical experiences
92	58.60%	35.80%		Cocurricular activities (organizations, campus publications, student government, fraternity or sorority, intercollegiate or intramural sports, or academic groups/honor societies)
18	11.46%	7.00%		My job on campus
41	26.11%	15.95%		My job off campus (other than internships or practical experiences)
20	12.74%	7.78%		I have not had the opportunity to develop this skill at this institution
157	Respondents			
257	Responses			

**Q41. How committed are you to graduating from your institution (the college or university you currently attend)?**

Count	Percent		
180	98.36%		I am very committed to graduating from my institution
3	1.64%		I am somewhat committed to graduating from my institution
0	0.00%		I am not very committed to graduating from my institution
0	0.00%		My commitment to graduate from my institution is very low
183	Respondents		

Q42. From this list below, mark all departmentally - advised co-curricular experiences you have participated in:

Count	Respondent %	Response %		
12	6.56%	5.94%		Undergraduate Student Government
13	7.10%	6.44%		Student Activities Board
4	2.19%	1.98%		UIC Radio
25	13.66%	12.38%		Greek Programming Board / Greek Councils
8	4.37%	3.96%		University Ambassadors
11	6.01%	5.45%		RHA
7	3.83%	3.47%		Campus Housing RAs / Campus Housing Peer Mentors
6	3.28%	2.97%		Orientation Leaders
116	63.39%	57.43%		Not Applicable- I did not participate in any of the above
183	Respondents			
202	Responses			

Q43. How would you rate your ability to articulate your concepts/ideas succinctly to a target audience?

Count	Percent		
0	0.00%		I have not learned this skill in college
1	0.55%		Beginner - I am just now beginning to acquire this skill
28	15.30%		Developing - I am improving in this area
63	34.43%		Competent - I do this skill pretty well
68	37.16%		Advanced - I am above average at this skill
23	12.57%		Expert - Others look to me to teach them this skill
183	Respondents		

Q44. What experiences have helped you most to articulate your concepts/ideas succinctly to a target audience? (Check all that apply)

Count	Respondent %	Response %		
111	60.66%	28.46%		My classes (other than internships or practical experiences)
61	33.33%	15.64%		Internships/practical experiences
133	72.68%	34.10%		Cocurricular activities (organizations, campus publications, student government, fraternity or sorority, intercollegiate or intramural sports, or academic groups/honor societies)
38	20.77%	9.74%		My job on campus
41	22.40%	10.51%		My job off campus (other than internships or practical experiences)
6	3.28%	1.54%		I have not had the opportunity to develop this skill at this institution
183	Respondents			
390	Responses			

Q45. How would you rate your ability to demonstrate time management skills by setting deadlines, prioritizing tasks, delegating responsibilities, etc.?

Count	Percent		
1	0.55%		I have not learned this skill in college
2	1.09%		Beginner - I am just now beginning to acquire this skill
20	10.93%		Developing - I am improving in this area
47	25.68%		Competent - I do this skill pretty well
71	38.80%		Advanced - I am above average at this skill
42	22.95%		Expert - Others look to me to teach them this skill
183	Respondents		

Q46. What experiences have helped you most to demonstrate time management skills by setting deadlines, prioritizing tasks, delegating responsibilities, etc.? (Check all that apply)

Count	Respondent %	Response %		
139	76.80%	29.89%		My classes (other than internships or practical experiences)
68	37.57%	14.62%		Internships/practical experiences
149	82.32%	32.04%		Cocurricular activities (organizations, campus publications, student government, fraternity or sorority, intercollegiate or intramural sports, or academic groups/honor societies)
53	29.28%	11.40%		My job on campus
51	28.18%	10.97%		My job off campus (other than internships or practical experiences)
5	2.76%	1.08%		I have not had the opportunity to develop this skill at this institution
181	Respondents			
465	Responses			

Q47. How would you rate your ability to identify or clarify your personal values?

Count	Percent		
1	0.55%		I have not learned this skill in college
1	0.55%		Beginner - I am just now beginning to acquire this skill
12	6.59%		Developing - I am improving in this area
56	30.77%		Competent - I do this skill pretty well
77	42.31%		Advanced - I am above average at this skill
35	19.23%		Expert - Others look to me to teach them this skill
182	Respondents		

Q48. What experiences have helped you most to identify or clarify your personal values? (Check all that apply)

Count	Respondent %	Response %		
76	41.99%	22.55%		My classes (other than internships or practical experiences)
49	27.07%	14.54%		Internships/practical experiences
115	63.54%	34.12%		Cocurricular activities (organizations, campus publications, student government, fraternity or sorority, intercollegiate or intramural sports, or academic groups/honor societies)
26	14.36%	7.72%		My job on campus
41	22.65%	12.17%		My job off campus (other than internships or practical experiences)
30	16.57%	8.90%		I have not had the opportunity to develop this skill at this institution
181	Respondents			
337	Responses			

Q49. How would you rate your ability to identify ways to navigate systems of power to increase your own ability to affect change?

Count	Percent		
8	4.40%		I have not learned this skill in college
7	3.85%		Beginner - I am just now beginning to acquire this skill
46	25.27%		Developing - I am improving in this area
56	30.77%		Competent - I do this skill pretty well
51	28.02%		Advanced - I am above average at this skill
14	7.69%		Expert - Others look to me to teach them this skill
182	Respondents		

Q50. What experiences have helped you most identify ways to navigate systems of power to increase your own ability to affect change? (Check all that apply)

Count	Respondent %	Response %		
75	43.10%	23.81%		My classes (other than internships or practical experiences)
50	28.74%	15.87%		Internships/practical experiences
116	66.67%	36.83%		Cocurricular activities (organizations, campus publications, student government, fraternity or sorority, intercollegiate or intramural sports, or academic groups/honor societies)
29	16.67%	9.21%		My job on campus
32	18.39%	10.16%		My job off campus (other than internships or practical experiences)
13	7.47%	4.13%		I have not had the opportunity to develop this skill at this institution
174	Respondents			
315	Responses			

Q51. Please rate your overall satisfaction with UIC.

Count	Percent		
1	0.55%		Not at all satisfied
14	7.69%		Slightly satisfied
57	31.32%		Moderately satisfied
85	46.70%		Very satisfied
25	13.74%		Extremely satisfied
182	Respondents		